

REQUEST FOR AGENDA PLACEMENT FORM

Submission Deadline - Tuesday, 12:00 PM before Court Dates

SUBMITTED BY: Kathy Blackwell TODAY'S DATE: 4/14/2022

DEPARTMENT: Treasurer

SIGNATURE OF DEPARTMENT HEAD: *Kathy M. Blackwell*
REQUESTED AGENDA DATE: 4/25/2022

SPECIFIC AGENDA WORDING:

Consideration to approve the Quarterly Investment Report for the time period of
January 1, 2022 to March 31, 2022 (2nd Quarter 2022)

COMMISSIONERS COURT

APR 25 2022

Approved

PERSON(S) TO PRESENT ITEM:

SUPPORT MATERIAL: (Must enclose supporting documentation)

TIME: 1 min
(Anticipated number of minutes needed to discuss item)

ACTION ITEM:
WORKSHOP:
CONSENT:
EXECUTIVE:

STAFF NOTICE:

COUNTY ATTORNEY:

IT DEPARTMENT:

AUDITOR: ✓

PURCHASING DEPARTMENT:

PERSONNEL:

PUBLIC WORKS:

BUDGET COORDINATOR:

OTHER:

This Section to be completed by County Judge's Office

ASSIGNED AGENDA DATE: _____

REQUEST RECEIVED BY COUNTY JUDGE'S OFFICE:


COURT MEMBER APPROVAL:

DATE:

JOHNSON COUNTY INVESTMENT REPORT
2ND QTR 2022

Investment Officers for Johnson County
Kathy Blackwell - Johnson County Treasurer
Steve Watson - Johnson County Auditor
April 14, 2022



Roger Harmon County Judge


Rick Bailey Commissioner Pct. 1


Kerry Howell Commissioner Pct. 2


Mike White Commissioner Pct. 3


Larry Woolley Commissioner Pct. 4

ATTEST:

By: _____
Becky Ivey, County Clerk




Summary

This report is submitted in accordance with Government Code 2256.023. Investment of funds shall be governed by the following investment objectives, in order of priority: preservation and safety of principal, liquidity, and yield.

The investment report is prepared according to generally accepted accounting principles. All of the the County's investments are in full compliance with the Johnson County Investment Policy as passed by the Johnson County Commissioner's Court on March 28, 2022.

Sincerely,



Kathy Blackwell

Johnson County Treasurer

Investment Officer for Johnson County



Steve Watson

Johnson County Auditor

Investment Officer for Johnson County

MONTH END BALANCES FOR INVESTMENTS							
MARCH 31, 2022							
ACCOUNT NAME	COUNTY	MULTI-BANK	TEXAS CLASS	TEXPOOL	FINANCIAL	AMERPRISE	TOTAL
	FUND	SECURITIES			NORTHEASTERN	FINANCIAL	
GENERAL	0100	\$ 16,450,466.91	\$ 3,466,084.37	\$ 5,424,004.25	\$ -	\$ 971,610.00	\$ 25,340,555.53
R&B1	0150	\$ 366,617.81	\$ 488,562.12	\$ -	\$ -	\$ -	\$ 855,179.93
R&B2	0160	\$ 362,286.84	\$ 891,398.52	\$ -	\$ -	\$ -	\$ 1,253,685.36
R&B3	0170	\$ 371,565.25	\$ 201,091.05	\$ -	\$ 248,081.86	\$ -	\$ 820,738.16
R&B4	0180	\$ 359,884.68	\$ 924,581.18	\$ -	\$ -	\$ -	\$ 1,284,465.86
RECORDS MNGMT-CC	0210	\$ -	\$ 1,406,631.73	\$ -	\$ -	\$ -	\$ 1,406,631.73
RECORDS MNGMT-COUNTY	0220	\$ -	\$ -	\$ 282,870.92	\$ -	\$ -	\$ 282,870.92
ELECTION SERVICES	0240	\$ -	\$ -	\$ 181,198.46	\$ -	\$ -	\$ 181,198.46
STOP SCU-FORFEITURES	0300	\$ -	\$ -	\$ 171,131.88	\$ -	\$ -	\$ 171,131.88
RECORDS ARCHIVE-CC	0450	\$ -	\$ 195,259.27	\$ 257,704.49	\$ -	\$ -	\$ 452,963.76
CC RECORDS PRESERVATION	0480	\$ -	\$ -	\$ 116,772.36	\$ -	\$ -	\$ 116,772.36
CAPITAL MURDER	0530	\$ 241,231.20	\$ 342,997.96	\$ -	\$ -	\$ -	\$ 584,229.16
INDIGENT HEALTH CARE	0550	\$ 735,803.50	\$ 1,015,454.07	\$ 600,367.71	\$ -	\$ -	\$ 2,351,625.28
RIGHT OF WAY	0600	\$ 960,422.70	\$ 165,261.00	\$ 156,032.00	\$ -	\$ -	\$ 1,281,715.70
EQUIP DEBT FUND	0850	\$ -	\$ -	\$ -	\$ -	\$ -	\$ -
PRE-TRAIL BOND SUPER	1020	\$ -	\$ -	\$ 21,139.84	\$ -	\$ -	\$ 21,139.84
BURLESON SUB CH	7061	\$ -	\$ 567,003.82	\$ -	\$ -	\$ -	\$ 567,003.82
		\$ 21,342,132.75	\$ 9,664,325.09	\$ 7,211,221.91	\$ 248,081.86	\$ 971,610.00	\$ 36,971,907.75

JOHNSON COUNTY FIXED INCOME INVESTMENT SUMMARY BY FUND		
AS OF 3/31/2022		
COUNTY	BOOK	MARKET
FUND	VALUE	VALUE
0100	\$ 16,955,000.00	\$ 16,450,466.91
0150	\$ 369,500.00	\$ 366,617.81
0160	\$ 372,000.00	\$ 362,286.84
0170	\$ 370,000.00	\$ 371,565.25
0180	\$ 373,500.00	\$ 359,884.68
0530	\$ 249,000.00	\$ 241,231.20
0550	\$ 740,000.00	\$ 735,803.50
0600	\$ 997,000.00	\$ 960,422.70
	\$ 20,426,000.00	\$ 21,342,132.75

Matured/Called

JOHNSON COUNTY INVESTMENTS WITH MULTI-BANK SECURITIES							
ACCOUNT NAME	COUNTY	CUSIP#	SETTLEMENT	MATURITY	MBS	MBS	
	FUND		DATE	DATE	December 31, 2021	March 31, 2022	
BOOK VALUE	0100	33646CKZ5	6/13/2019	1/13/2022	\$ 245,000.00		
MARKET VALUE					\$ 245,191.10		
BOOK VALUE	0100	30810NBPO	1/15/2020	1/18/2022	\$ 249,000.00		
MARKET VALUE					\$ 249,174.30		
BOOK VALUE	0100	S6034WA50	2/1/2019	2/1/2022	\$ 245,000.00		
MARKET VALUE					\$ 245,588.00		
BOOK VALUE	0100	710247AC1	2/7/2020	2/7/2022	\$ 249,000.00		
MARKET VALUE					\$ 249,346.11		
BOOK VALUE	0100	321178CW6	2/28/2019	2/28/2022	\$ 245,000.00		
MARKET VALUE					\$ 245,987.35		
BOOK VALUE	0100	49228XAB6	3/13/2019	3/14/2022	\$ 245,000.00		
MARKET VALUE					\$ 246,283.80		
BOOK VALUE	0100	20033AR99	3/15/2019	3/15/2022	\$ 245,000.00		
MARKET VALUE					\$ 246,300.95		
BOOK VALUE	0100	15201QCD7	3/20/2020	3/21/2022	\$ 248,000.00		
MARKET VALUE					\$ 248,411.88		
BOOK VALUE	0100	12556LBU9	3/26/2020	3/28/2022	\$ 248,000.00		
MARKET VALUE					\$ 248,478.64		
BOOK VALUE	0100	740367HY6	9/30/2019	3/30/2022	\$ 249,000.00		
MARKET VALUE					\$ 249,871.50		
BOOK VALUE	0100	063248KP2	3/31/2020	3/31/2022	\$ 248,000.00		
MARKET VALUE					\$ 248,682.00		
BOOK VALUE	0100	49254FAG1	1/31/2019	1/31/2022	\$ 249,000.00		
MARKET VALUE					\$ 249,600.09		
BOOK VALUE	0100	884130CG1	2/22/2019	2/22/2022	\$ 246,000.00		
MARKET VALUE					\$ 246,922.50		
BOOK VALUE	0100	052392AD9	2/28/2020	2/28/2022	\$ 249,000.00		
MARKET VALUE					\$ 249,468.12		
BOOK VALUE	0100	29260MAX3	4/8/2020	4/8/2022	\$ 249,000.00		\$ 249,000.00
MARKET VALUE					\$ 249,712.14		\$ 249,047.31
BOOK VALUE	0100	549104FR3	4/12/2019	4/12/2022	\$ 247,000.00		\$ 247,000.00
MARKET VALUE					\$ 248,501.76		\$ 247,160.55
BOOK VALUE	0100	14042TAN7	5/22/2019	5/23/2022	\$ 246,000.00		\$ 246,000.00
MARKET VALUE					\$ 248,147.58		\$ 246,723.24

ACCOUNT NAME	COUNTY	CUSIP#	SETTLEMENT	MATURITY	MBS			
	FUND		DATE	DATE	December 31, 2021	March 31, 2022		
BOOK VALUE	0160/0170	85916VDA0	6/10/2019	1/0/1900	\$	246,000.00	\$	246,000.00
MARKET VALUE					\$	248,418.18	\$	246,966.78
BOOK VALUE	0150	440392FY9	6/14/2019	6/14/2022	\$	245,000.00	\$	245,000.00
MARKET VALUE					\$	247,410.80	\$	245,992.25
BOOK VALUE	0550	58404DEQ0	7/17/2019	7/18/2022	\$	245,000.00	\$	245,000.00
MARKET VALUE					\$	247,342.20	\$	246,075.55
BOOK VALUE	0550	02772BIC3	7/19/2019	7/19/2022	\$	245,000.00	\$	245,000.00
MARKET VALUE					\$	247,352.00	\$	246,080.45
BOOK VALUE	0100	410493E10	7/19/2019	7/19/2022	\$	245,000.00	\$	245,000.00
MARKET VALUE					\$	247,352.00	\$	246,080.45
BOOK VALUE	0100	32114LBN8	7/26/2019	7/26/2022	\$	245,000.00	\$	245,000.00
MARKET VALUE					\$	247,430.40	\$	246,124.55
BOOK VALUE	0100	57116ATN8	1/17/2020	9/19/2022	\$	249,000.00	\$	249,000.00
MARKET VALUE					\$	251,422.77	\$	249,963.63
BOOK VALUE	0100	227563AY9	10/4/2019	10/4/2022	\$	247,000.00	\$	247,000.00
MARKET VALUE					\$	249,993.64	\$	248,299.22
BOOK VALUE	0100	05465DAG3	3/26/2020	3/27/2023	\$	249,000.00	\$	249,000.00
MARKET VALUE					\$	252,622.95	\$	249,771.90
BOOK VALUE	0100	38149MWB5	5/5/2021	8/7/2023	\$	249,000.00	\$	249,000.00
MARKET VALUE					\$	247,877.01	\$	244,532.94
BOOK VALUE	0100	872308ET4	8/25/2021	8/25/2023	\$	249,000.00	\$	249,000.00
MARKET VALUE					\$	247,784.88	\$	244,229.16
BOOK VALUE	0150/0180	05580AYG3	1/29/2021	1/29/2024	\$	249,000.00	\$	249,000.00
MARKET VALUE					\$	246,843.66	\$	241,251.12
BOOK VALUE	0530	20415QHL6	1/29/2021	1/29/2024	\$	249,000.00	\$	249,000.00
MARKET VALUE					\$	246,838.68	\$	241,231.20
BOOK VALUE	0100	889538AT1	2/26/2021	2/26/2024	\$	249,000.00	\$	249,000.00
MARKET VALUE					\$	246,395.46	\$	240,397.05
BOOK VALUE	0100	90352RCF0	2/28/2022	2/28/2024	\$		\$	249,000.00
MARKET VALUE					\$		\$	246,178.83
BOOK VALUE	0100	02589ABL5	3/2/2022	3/4/2024	\$		\$	240,000.00
MARKET VALUE					\$		\$	237,895.20
BOOK VALUE	0100	319267H26	3/17/2021	3/18/2024	\$	249,000.00	\$	249,000.00
MARKET VALUE					\$	246,798.84	\$	240,394.56
BOOK VALUE	0100	178581AC8	3/30/2021	3/28/2024	\$	249,000.00	\$	249,000.00
MARKET VALUE					\$	246,895.95	\$	240,407.01
BOOK VALUE	0100	066519QU6	3/31/2021	4/1/2024	\$	249,000.00	\$	249,000.00
MARKET VALUE					\$	247,535.88	\$	240,822.84
BOOK VALUE	0180	649447UP2	6/3/2021	6/3/2024	\$	249,000.00	\$	249,000.00
MARKET VALUE					\$	246,572.25	\$	239,259.12
BOOK VALUE	0600	903481Q52	7/21/2021	7/22/2024	\$	249,000.00	\$	249,000.00
MARKET VALUE					\$	247,488.57	\$	239,440.89
BOOK VALUE	0600	88241TLS7	7/30/2021	7/30/2024	\$	249,000.00	\$	249,000.00
MARKET VALUE					\$	247,125.03	\$	239,017.59
BOOK VALUE	0100	856285XA4	8/30/2021	8/30/2024	\$	249,000.00	\$	249,000.00
MARKET VALUE					\$	247,911.87	\$	239,333.82
BOOK VALUE	0100	89235MLN9	9/9/2021	9/9/2024	\$	249,000.00	\$	249,000.00
MARKET VALUE					\$	247,857.09	\$	239,191.89
BOOK VALUE	0100	87165GH39	10/15/2021	10/15/2024	\$	249,000.00	\$	249,000.00
MARKET VALUE					\$	247,906.89	\$	238,810.92
BOOK VALUE	0600	45780PBB0	10/28/2021	10/28/2024	\$	249,000.00	\$	249,000.00
MARKET VALUE					\$	247,914.36	\$	238,611.72
BOOK VALUE	0100	39573LCB2	11/23/2021	11/22/2024	\$	249,000.00	\$	249,000.00
MARKET VALUE					\$	248,123.52	\$	238,489.71
BOOK VALUE	0160	14042RQD6	11/24/2021	11/25/2024	\$	249,000.00	\$	249,000.00
MARKET VALUE					\$	248,462.16	\$	238,803.45
BOOK VALUE	0100	538036TK0	12/10/2021	12/10/2024	\$	249,000.00	\$	249,000.00
MARKET VALUE					\$	248,379.99	\$	238,489.71

ACCOUNT NAME	COUNTY FUND	CUSIP#	SETTLEMENT DATE	MATURITY DATE	MBS December 31, 2021	MBS March 31, 2022
BOOK VALUE	0100	07371AWR0	2/9/2022	2/5/2025		\$ 248,000.00
MARKET VALUE						\$ 239,575.44
BOOK VALUE	0100	07371CJ42	3/2/2022	2/26/2025		\$ 247,000.00
MARKET VALUE						\$ 241,736.43
BOOK VALUE	0100	3133EL5J9	9/1/2020	9/1/2023	\$ 505,000.00	\$ 505,000.00
MARKET VALUE					\$ 502,682.05	\$ 492,380.05
BOOK VALUE	0100	3130AK3E4	9/8/2020	9/8/2023	\$ 500,000.00	\$ 500,000.00
MARKET VALUE					\$ 498,220.00	\$ 489,260.00
BOOK VALUE	0550	31422BW97	9/29/2020	9/29/2023	\$ 250,000.00	\$ 250,000.00
MARKET VALUE					\$ 248,372.50	\$ 243,647.50
BOOK VALUE	0600	3133EMCQ3	10/13/2020	10/13/2023	\$ 250,000.00	\$ 250,000.00
MARKET VALUE					\$ 248,197.50	\$ 243,352.50
BOOK VALUE	0100	3133EMFB3	11/2/2020	11/2/2023	\$ 250,000.00	\$ 250,000.00
MARKET VALUE					\$ 248,125.00	\$ 242,995.00
BOOK VALUE	0100	3133EMFN7	11/3/2020	11/3/2023	\$ 250,000.00	\$ 250,000.00
MARKET VALUE					\$ 247,572.50	\$ 242,652.50
BOOK VALUE	0100	3134GW7K6	11/3/2020	11/3/2023	\$ 300,000.00	\$ 300,000.00
MARKET VALUE					\$ 297,483.00	\$ 291,336.00
BOOK VALUE	0100	3134GXAY0	11/13/2020	11/13/2023	\$ 700,000.00	\$ 700,000.00
MARKET VALUE					\$ 695,877.00	\$ 681,247.00
BOOK VALUE	0100	3133EMLT7	12/28/2020	12/28/2023	\$ 500,000.00	\$ 500,000.00
MARKET VALUE					\$ 494,820.00	\$ 482,825.00
BOOK VALUE	0100	3133EMSD5	3/1/2021	3/1/2024	\$ 1,000,000.00	\$ 1,000,000.00
MARKET VALUE					\$ 991,610.00	\$ 960,870.00
BOOK VALUE	0100	3133EMYR7	5/6/2021	5/6/2024	\$ 750,000.00	\$ 750,000.00
MARKET VALUE					\$ 741,615.00	\$ 720,345.00
BOOK VALUE	0100	3130AQTk9	2/28/2022	5/28/2024		\$ 500,000.00
MARKET VALUE						\$ 489,385.00
BOOK VALUE	0100	3130APW92	12/3/2021	6/3/2024	\$ 500,000.00	\$ 500,000.00
MARKET VALUE					\$ 499,330.00	\$ 485,565.00
BOOK VALUE	0100	3130AMKZ4	6/10/2021	6/10/2024	\$ 1,000,000.00	\$ 1,000,000.00
MARKET VALUE					\$ 992,140.00	\$ 962,640.00
BOOK VALUE	0100	3130AMV82	7/12/2021	7/12/2024	\$ 1,000,000.00	\$ 1,000,000.00
MARKET VALUE					\$ 988,700.00	\$ 958,150.00
BOOK VALUE	0100	3130AMXQ0	7/12/2021	7/12/2024	\$ 500,000.00	\$ 500,000.00
MARKET VALUE					\$ 496,450.00	\$ 478,405.00
BOOK VALUE	0100	3130AMXL1	7/15/2021	7/15/2024	\$ 500,000.00	\$ 500,000.00
MARKET VALUE					\$ 496,105.00	\$ 480,870.00
BOOK VALUE	0100	3130ANG61	8/16/2021	8/16/2024	\$ 1,000,000.00	\$ 1,000,000.00
MARKET VALUE					\$ 990,090.00	\$ 958,490.00
BOOK VALUE	0100	3130APB20	10/22/2021	10/22/2024	\$ 500,000.00	\$ 500,000.00
MARKET VALUE					\$ 495,230.00	\$ 478,520.00
BOOK VALUE	0100	3130APMB8	11/22/2021	11/22/2024	\$ 500,000.00	\$ 500,000.00
MARKET VALUE					\$ 497,335.00	\$ 480,200.00
BOOK VALUE		3130AQEG4	1/10/2022	1/10/2025		\$ 500,000.00
MARKET VALUE						\$ 480,675.00
FUNDS IN CASH ACCT PERSHING					\$ 764,103.98	\$ 1,493,853.88
BOOK VALUE					\$ 21,655,000.00	\$ 20,179,000.00
MARKET VALUE					\$ 22,343,783.18	\$ 21,094,050.89

JOHNSON COUNTY INVESTMENT WITH AMERPRISE FINANCIAL

ACCOUNT NAME	COUNTY FUND	CUSIP#	SETTLEMENT DATE	MATURITY DATE	AMERPRISE December 31, 2021	AMERPRISE March 31, 2022
BOOK VALUE	0100	3130AQHRT7	1/28/2022	10/28/2024	\$ -	\$ 1,000,000.00
MARKET VALUE					\$ -	\$ 971,610.00
BOOK VALUE					\$ -	\$ 1,000,000.00
MARKET VALUE					\$ -	\$ 971,610.00

JOHNSON COUNTY INVESTMENTS WITH FINANCIAL NORTHEASTERN COMPANIES						
ACCOUNT NAME	COUNTY	CUSIP#	SETTLEMENT	MATURITY	FNC	FNC
	FUND		DATE	DATE	December 31, 2021	March 31, 2022
BOOK VALUE	0170	7954503N3	6/19/2019	6/20/2022	\$ 247,000.00	\$ 247,000.00
MARKET VALUE					\$ 248,081.86	\$ 248,081.86
BOOK VALUE					\$ 991,000.00	\$ 247,000.00
MARKET VALUE					\$ 994,072.57	\$ 248,081.86

JOHNSON COUNTY INVESTMENTS WITH TEXAS CLASS			
Market Value = Book Value			
ACCOUNT NAME	COUNTY	Texas Class	Texas Class
	FUND	December 31, 2021	March 31, 2022
GENERAL	0100	\$ 3,471,136.56	\$ 3,466,084.37
R&B1	0150	\$ 489,274.26	\$ 488,562.12
R&B2	0160	\$ 892,697.84	\$ 891,398.52
R&B3	0170	\$ 201,384.17	\$ 201,091.05
R&B4	0180	\$ 925,928.85	\$ 924,581.18
RECORDS MNGMT-CC	0210	\$ 1,408,682.06	\$ 1,406,631.73
RECORDS MNGMT-COUNTY	0220		
ELECTION SERVICES	0240		
STOP SCU-FORFEITURES	0300		
STOP SCU-SEIZURES	0320		
RECORDS ARCHIVE-CC	0450	\$ 195,543.88	\$ 195,259.27
CC RECORDS PRESERVATION	0480		
CAPITAL MURDER	0530	\$ 626,830.54	\$ 342,997.96
INDIGENT HEALTH CARE	0550	\$ 1,016,934.21	\$ 1,015,454.07
RIGHT OF WAY	0600	\$ 165,501.89	\$ 165,261.00
EQUIP DEBT FUND	0850	\$ -	\$ -
PRE-TRAIL BOND SUPER	1020		
BURLESON SUB CH	7061	\$ 567,830.25	\$ 567,003.82
		\$ 9,961,744.51	\$ 9,664,325.09

JOHNSON COUNTY INVESTMENTS WITH TEXPOOL			
Market Value = Book Value			
ACCOUNT NAME	COUNTY	TexPool	TexPool
	FUND	December 31, 2021	March 31, 2022
GENERAL	0100	\$ 5,422,427.69	\$ 5,424,004.25
R&B1	0150		
R&B2	0160		
R&B3	0170		
R&B4	0180		
RECORDS MNGMT-CC	0210		
RECORDS MNGMT-COUNTY	0220	\$ 282,788.70	\$ 282,870.92
ELECTION SERVICES	0240	\$ 181,145.80	\$ 181,198.46
STOP SCU-FORFEITURES	0300	\$ 171,082.14	\$ 171,131.88
STOP SCU-SEIZURES	0320		
RECORDS ARCHIVE-CC	0450	\$ 257,629.58	\$ 257,704.49
CC RECORDS PRESERVATION	0480	\$ 116,738.41	\$ 116,772.36
CAPITAL MURDER	0530		
INDIGENT HEALTH CARE	0550	\$ 660,175.76	\$ 600,367.71
RIGHT OF WAY	0600	\$ 155,986.65	\$ 156,032.00
EQUIP DEBT FUND	0850		
PRE-TRAIL BOND SUPER	1020	\$ 21,133.69	\$ 21,139.84
BURLESON SUB CH	7061		
		\$ 7,269,108.42	\$ 7,211,221.91

INVESTMENT INTEREST FOR 1ST QTR 2022						
ACCOUNT NAME	COUNTY	JANUARY	FEBRUARY	MARCH		TOTAL
	FUND					
GENERAL	0100	\$ 10,872.52	\$ 13,360.27	\$ 14,237.43		\$ 38,470.22
R&B1	0150	\$ 214.30	\$ 267.46	\$ 303.25		\$ 785.01
R&B2	0160	\$ 236.81	\$ 306.96	\$ 369.28		\$ 913.05
R&B3	0170	\$ 201.94	\$ 243.60	\$ 260.55		\$ 706.09
R&B4	0180	\$ 233.84	\$ 304.55	\$ 368.97		\$ 907.36
RECORDS MNGMT-CC	0210	\$ 72.27	\$ 130.53	\$ 223.03		\$ 425.83
RECORDS MNGMT-COUNTY	0220	\$ 15.08	\$ 18.32	\$ 48.82		\$ 82.22
ELECTION SERVICES	0240	\$ 9.66	\$ 11.73	\$ 31.27		\$ 52.66
STOP SCU-FORFEITURES	0300	\$ 9.12	\$ 11.08	\$ 29.54		\$ 49.74
RECORDS ARCHIVE-CC	0450	\$ 23.77	\$ 34.81	\$ 75.44		\$ 134.02
CC RECORDS PRESERVATION	0480	\$ 6.23	\$ 7.56	\$ 20.15		\$ 33.94
CAPITAL MURDER	0530	\$ 393.24	\$ 485.31	\$ 514.30		\$ 1,392.85
INDIGENT HEALTH CARE	0550	\$ 465.74	\$ 565.57	\$ 710.66		\$ 1,741.97
RIGHT OF WAY	0600	\$ 517.26	\$ 612.92	\$ 650.33		\$ 1,780.51
PRE-TRAIL BOND SUPER	1020	\$ 1.13	\$ 1.37	\$ 3.66		\$ 6.16
BURLESON SUB CH	7061	\$ 29.14	\$ 52.62	\$ 89.91		\$ 171.67
		\$ 13,302.05	\$ 16,414.66	\$ 17,936.59		\$ 47,653.30